

PRODUCT RANGE


AEROLINE® SPLIT

COPPER | Page 1-2



AEROLINE® SPLIT

INOX | Page 3-4



AEROLINE® COMBI

INOX | Page 5-6



AERORAPID® CLASSIC

INOX | Page 7



AERORAPID® PRO

INOX | Page 8



ISICLICK®

CORRUGATED TUBE CONNECTION | Page 9-10



ACCESSORIES

COPPER | Page 11





AEROLINE® SPLIT R4
AEROLINE®
 TUBE SYSTEMS
 B A U M A N N G M B H

AEROLINE® SPLIT R4 Rapid piping system

For solar thermal systems (closed loop), with copper tubes, splittable for easier connection to collector, solar station, storage.

EASILY SPLITTABLE!
E.G. AT THE
COLLECTOR



Integrated tube system, consisting of: Insulating material made of EPDM, 2 x copper tubes according to ASTM B88 Type L/ACR (soft), polyolefine protective film, UV-resistant, sensor cable AWG 18 (2 x 1.00 mm²) UL 600 V.

Thermal protection: The thermal loss is equal to that of two individually-laid pipes complete with 3/4" thick thermal insulation. The characteristic value of thermal conductivity at + 104 °F, K-Value = 0.27 BTU·in./h·ft²· °F, at + 75 °F, K-Value = 0.25 BTU·in./h·ft²· °F, at + 32 °F, K-Value = 0.23 BTU·in./h·ft²· °F. Cu 1/2", Cu 5/8" and Cu 3/4" – with 1/2" insulation thickness each.

Insulating material made of EPDM, light, flexible, closed-cell, synthetic rubber; PVC and CFC-free. Flammability and smoke density: Self extinguishing according to ASTM D 635 and Class V0 according to UL-94. No embrittlement of copper and stainless steel tubes according to DIN 1988 Part 7; dimensions according to DIN 52 275-2. Long term thermal stability up to + 257 °F; short term up to + 347 °F (stagnation temperature of collectors). Characteristic value of thermal conductivity at + 104 °F (+ 40 °C), K-Value = 0.27 BTU·in./h·ft²· °F ($\lambda_{40^{\circ}\text{C}} = 0.039 \text{ W/mK}$), at + 75 °F (+24°C), K-Value = 0.25 BTU·in./h·ft²· °F ($\lambda_{24^{\circ}\text{C}} = 0.037 \text{ W/mK}$), at +32 °F (0 °C), K-Value = 0.23 BTU·in./h·ft²· °F ($\lambda_{0^{\circ}\text{C}} = 0.034 \text{ W/mK}$). Very good ozone resistance, UV-resistant.

The tubes are marked in order to avoid any confusion between flow/return.

FITTINGS
 from page 9 on


ORDER NO.	TUBE DIMENSION O.D. X WALL, LENGTH	R-VALUE
18.012.435	Cu tube 1/2" x 0.035 Length 35 ft	> 4
18.012.450	Cu tube 1/2" x 0.035 Length 50 ft	> 4
18.012.480	Cu tube 1/2" x 0.035 Length 80 ft	> 4
18.058.435	Cu tube 5/8" x 0.040 Length 35 ft	> 4
18.058.450	Cu tube 5/8" x 0.040 Length 50 ft	> 4
18.058.480	Cu tube 5/8" x 0.040 Length 80 ft	> 4
18.034.435	Cu tube 3/4" x 0.042 Length 35 ft	> 4
18.034.450	Cu tube 3/4" x 0.042 Length 50 ft	> 4
18.034.480	Cu tube 3/4" x 0.042 Length 80 ft	> 4

Due to production procedures a maximum deviation of 1-2% in the tube lengths is possible.

AEROLINE mounting materials

Packing unit with 4 oval clips, M8x80 stair bolts and S10 plugs each

9.907.004	Size 0 - for SPLIT R4 with Cu Tube 1/2"
9.904.004	Size 1 - for SPLIT R4 with Cu Tube 5/8" or 3/4"



AEROLINE TUBE SYSTEMS | D-89081 Ulm | Im Lehrer Feld 30 | www.tubesystems.com


Prices and articles – Subject to change


AEROLINE® SPLIT R6
AEROLINE®
 TUBE SYSTEMS
 B A U M A N N G M B H

AEROLINE® SPLIT R6 Rapid piping system

For solar thermal systems (closed loop), with copper tubes, splittable for easier connection to collector, solar station, storage.

EASILY SPLITTABLE!
E.G. AT THE
COLLECTOR



Integrated tube system, consisting of: Insulating material made of EPDM, 2 x copper tubes according to ASTM B88 Type L/ACR (soft), polyolefine protective film, UV-resistant, sensor cable AWG 18 (2 x 1.00 mm²) UL 600 V.

Thermal protection: The thermal loss is equal to that of two individually-laid pipes complete with 1" thick thermal insulation. The characteristic value of thermal conductivity at + 104 °F, K-Value = 0.27 BTU·in./h·ft²· °F, at + 75 °F, K-Value = 0.25 BTU·in./h·ft²· °F, at + 32 °F, K-Value = 0.23 BTU·in./h·ft²· °F. Cu 1/2", Cu 5/8" and Cu 3/4" – with 3/4" insulation thickness each.

Insulating material made of EPDM, light, flexible, closed-cell, synthetic rubber; PVC and CFC-free. Flammability and smoke density: Self extinguishing according to ASTM D 635 and Class V0 according to UL-94. No embrittlement of copper and stainless steel tubes according to DIN 1988 Part 7; dimensions according to DIN 52 275-2. Long term thermal stability up to + 257 °F; short term up to + 347 °F (stagnation temperature of collectors). Characteristic value of thermal conductivity at + 104 °F (+ 40 °C), K-Value = 0.27 BTU·in./h·ft²· °F ($\lambda_{40^{\circ}\text{C}} = 0.039 \text{ W/mK}$), at + 75 °F (+24°C), K-Value = 0.25 BTU·in./h·ft²· °F ($\lambda_{24^{\circ}\text{C}} = 0.037 \text{ W/mK}$), at +32 °F (0 °C), K-Value = 0.23 BTU·in./h·ft²· °F ($\lambda_{0^{\circ}\text{C}} = 0.034 \text{ W/mK}$). Very good ozone resistance, UV-resistant.

The tubes are marked in order to avoid any confusion between flow/return.

FITTINGS
 from page 9 on


ORDER NO.	TUBE DIMENSION O.D. x WALL, LENGTH	R-VALUE
18.012.235	Cu tube 1/2" x 0.035 Length 35 ft	> 6
18.012.250	Cu tube 1/2" x 0.035 Length 50 ft	> 6
18.012.280	Cu tube 1/2" x 0.035 Length 80 ft	> 6
18.058.235	Cu tube 5/8" x 0.040 Length 35 ft	> 6
18.058.250	Cu tube 5/8" x 0.040 Length 50 ft	> 6
18.058.280	Cu tube 5/8" x 0.040 Length 80 ft	> 6
18.034.235	Cu tube 3/4" x 0.042 Length 35 ft	> 6
18.034.250	Cu tube 3/4" x 0.042 Length 50 ft	> 6
18.034.280	Cu tube 3/4" x 0.042 Length 80 ft	> 6

Due to production procedures a maximum deviation of 1-2% in the tube lengths is possible.

AEROLINE mounting materials

Packing unit with 4 oval clips, M8x80 stair bolts and S10 plugs each

9.907.004	Size 0 - for SPLIT R6 with Cu Tube 1/2"
9.904.004	Size 1 - for SPLIT R6 with Cu Tube 5/8"
9.906.004	Size 2 - for SPLIT R6 with Cu Tube 3/4"



AEROLINE TUBE SYSTEMS | D-89081 Ulm | Im Lehrer Feld 30 | www.tubesystems.com

Prices and articles – Subject to change


AEROLINE® INOX SPLIT R4
AEROLINE®

 TUBE SYSTEMS
 B A U M A N N G M B H

AEROLINE® INOX SPLIT R4 Rapid piping system

For solar thermal systems (closed loop); with corrugated stainless steel tubes, splittable for easier connection to collector, solar station, storage.

EASILY SPLITTABLE!
E.G. AT THE
COLLECTOR



Integrated tube system, consisting of: Insulating material made of EPDM, 2 x corrugated stainless steel tubes, polyolefine protective film, UV-resistant, sensor cable AWG 18 (2 x 1.00 mm²) UL 600 V.

Thermal protection: The thermal loss is equal to that of two individually-laid pipes complete with 3/4" thick thermal insulation. The characteristic value of thermal conductivity at + 104 °F, K-Value = 0.27 BTU·in./h·ft²· °F, at + 75 °F, K-Value = 0.25 BTU·in./h·ft²· °F, at + 32 °F, K-Value = 0.23 BTU·in./h·ft²· °F. Corrugated tube 5/8" and 3/4" - with 1/2" insulation thickness each, 1" tube with 3/4" insulation.

Corrugated stainless steel tube: Material no.: AISI 316L with a temperature range of - 454 °F to + 1112 °F. Recommended pressure at +392 °F 5/8"/159 psi; 3/4"/159 psi. Bursting pressure 5/8" / 3/4" higher 478 psi.

Insulating material made of EPDM, light, flexible, closed-cell, synthetic rubber; PVC and CFC-free. Flammability and smoke density: Self extinguishing according to ASTM D 635 and Class V0 according to UL-94. No embrittlement of copper and stainless steel tubes according to DIN 1988 Part 7; dimensions according to DIN 52 275-2. Long term thermal stability up to + 257 °F; short term up to + 347 °F (stagnation temperature of collectors). Characteristic value of thermal conductivity at + 104 °F (+ 40 °C), K-Value = 0.27 BTU·in./h·ft²· °F ($\lambda_{40^{\circ}\text{C}} = 0.039 \text{ W/mK}$), at + 75 °F (+24°C), K-Value = 0.25 BTU·in./h·ft²· °F ($\lambda_{24^{\circ}\text{C}} = 0.037 \text{ W/mK}$), at +32 °F (0 °C), K-Value = 0.23 BTU·in./h·ft²· °F ($\lambda_{0^{\circ}\text{C}} = 0.034 \text{ W/mK}$). Very good ozone resistance, UV-resistant.

The tubes are marked in order to avoid any confusion between flow/return.

FITTINGS
 from page 9 on

ORDER NO.	TUBE DIMENSIONS, LENGTH	R-VALUE
18.258.435	Corrugated tube 5/8" (I.D. 0.64 in.) Length 35 ft	> 4
18.258.450	Corrugated tube 5/8" (I.D. 0.64 in.) Length 50 ft	> 4
18.258.480	Corrugated tube 5/8" (I.D. 0.64 in.) Length 80 ft	> 4
*18.258.416	Corrugated tube 5/8" (I.D. 0.64 in.) Length 160 ft	> 4
18.234.435	Corrugated tube 3/4" (I.D. 0.80 in.) Length 35 ft	> 4
18.234.450	Corrugated tube 3/4" (I.D. 0.80 in.) Length 50 ft	> 4
18.234.480	Corrugated tube 3/4" (I.D. 0.80 in.) Length 80 ft	> 4
*18.234.416	Corrugated tube 3/4" (I.D. 0.80 in.) Length 160 ft	> 4
*18.201.480	Corrugated tube 1" (I.D. 1.00 in.) Length 80 ft	> 4


Due to production procedures a maximum deviation of 1-2% in the tube lengths is possible.

* upon request

AEROLINE mounting materials

Packing unit with 4 oval clips, M8x80 stair bolts and S10 plugs each

9.904.004	Size 1 - for INOX SPLIT R4 with corrugated tube 5/8"
9.906.004	Size 2 - for INOX SPLIT R4 with corrugated tube 3/4"
9.905.004	Size 3 - for INOX SPLIT R4 with corrugated tube 1"



AEROLINE TUBE SYSTEMS | D-89081 Ulm | Im Lehrer Feld 30 | www.tubesystems.com

Prices and articles – Subject to change


AEROLINE® INOX SPLIT R6
AEROLINE®
 TUBE SYSTEMS
 B A U M A N N G M B H

AEROLINE® INOX SPLIT R6 Rapid piping system

For solar thermal systems (closed loop); with corrugated stainless steel tubes, splittable for easier connection to collector, solar station, storage.

EASILY SPLITTABLE!
E.G. AT THE
COLLECTOR



Integrated tube system, consisting of: Insulating material made of EPDM, 2 x corrugated stainless steel tubes, polyolefine protective film, UV-resistant, sensor cable AWG 18 (2 x 1.00 mm²) UL 600 V.

Thermal protection: The thermal loss is equal to that of two individually-laid pipes complete with 1" thick thermal insulation. The characteristic value of thermal conductivity at + 104 °F, K-Value = 0.27 BTU·in./h·ft²· °F, at + 75 °F, K-Value = 0.25 BTU·in./h·ft²· °F, at + 32 °F, K-Value = 0.23 BTU·in./h·ft²· °F.

Corrugated tube 5/8" - with 5/8" insulation thickness each, 3/4" tube with 11/16" insulation, 1" tube with 1" insulation.

Corrugated stainless steel tube: Material no.: AISI 316L with a temperature range of - 454 °F to + 1112 °F. Recommended pressure at +392 °F 5/8"/159 psi; 3/4"/159 psi. Bursting pressure 5/8" / 3/4" higher 478 psi.

Insulating material made of EPDM, light, flexible, closed-cell, synthetic rubber; PVC and CFC-free. Flammability and smoke density: Self extinguishing according to ASTM D 635 and Class V0 according to UL-94. No embrittlement of copper and stainless steel tubes according to DIN 1988 Part 7; dimensions according to DIN 52 275-2. Long term thermal stability up to + 257 °F; short term up to + 347 °F (stagnation temperature of collectors). Characteristic value of thermal conductivity at + 104 °F (+ 40 °C), K-Value = 0.27 BTU·in./h·ft²· °F ($\lambda_{40^{\circ}\text{C}} = 0.039 \text{ W/mK}$), at + 75 °F (+24°C), K-Value = 0.25 BTU·in./h·ft²· °F ($\lambda_{24^{\circ}\text{C}} = 0.037 \text{ W/mK}$), at +32 °F (0 °C), K-Value = 0.23 BTU·in./h·ft²· °F ($\lambda_{0^{\circ}\text{C}} = 0.034 \text{ W/mK}$). Very good ozone resistance, UV-resistant.

The tubes are marked in order to avoid any confusion between flow/return.

FITTINGS
 from page 9 on

ORDER NO.	TUBE DIMENSIONS, LENGTH	R-VALUE
18.258.235	Corrugated tube 5/8" (I.D. 0.64 in.) Length 35 ft	> 6
18.258.250	Corrugated tube 5/8" (I.D. 0.64 in.) Length 50 ft	> 6
18.258.280	Corrugated tube 5/8" (I.D. 0.64 in.) Length 80 ft	> 6
*18.258.216	Corrugated tube 5/8" (I.D. 0.64 in.) Length 160 ft	> 6
18.234.235	Corrugated tube 3/4" (I.D. 0.80 in.) Length 35 ft	> 6
18.234.250	Corrugated tube 3/4" (I.D. 0.80 in.) Length 50 ft	> 6
18.234.280	Corrugated tube 3/4" (I.D. 0.80 in.) Length 80 ft	> 6
*18.234.216	Corrugated tube 3/4" (I.D. 0.80 in.) Length 160 ft	> 6
18.201.280	Corrugated tube 1" (I.D. 1.00 in.) Length 80 ft	> 6


Due to production procedures a maximum deviation of 1-2% in the tube lengths is possible.

*upon request

AEROLINE mounting materials

Packing unit with 4 oval clips, M8x80 stair bolts and S10 plugs each

9.906.004 Size 2 - for INOX SPLIT R6 with corrugated tube 5/8"
9.905.004 Size 3 - for INOX SPLIT R6 with corrugated tube 3/4"



AEROLINE TUBE SYSTEMS | D-89081 Ulm | Im Lehrer Feld 30 | www.tubesystems.com



Prices and articles – Subject to change


AEROLINE® COMBI SPLIT R4/PRO
AEROLINE®
 TUBE SYSTEMS
 B A U M A N N G M B H

AEROLINE® COMBI SPLIT R4/PRO

The integrated double-tube system for solar thermal systems (closed loop) with individual, optimally protected collector connections.

THE FLEXIBLE SOLUTION
 WITH EXTRA
 PROTECTION FOR OUTSIDE USE!



Integrated tube system, consisting of:

Insulating material made of EPDM, 2 x corrugated stainless steel tubes, polyolefine protective film, collector connection with polyester wire mesh jacket, UV-resistant and weather-proof, sensor cable AWG 18 (2 x 1.00 mm²) UL 600 V.

Thermal protection: Thermal loss of the main tube corresponds to that of two individually-laid pipes complete with 3/4" thick thermal insulation. The characteristic value of thermal conductivity at + 104 °F, K-Value = 0.27 BTU·in./h·ft²· °F, at + 75 °F, K-Value = 0.25 BTU·in./h·ft²· °F, at + 32 °F, K-Value = 0.23 BTU·in./h·ft²· °F.

Corrugated stainless steel tube: Material no.: AISI 316L with a temperature range of - 454 °F to + 1112 °F. Recommended pressure at +392 °F 5/8"/159 psi; 3/4"/159 psi. Bursting pressure 5/8" / 3/4" higher 478 psi.

Collector connections: M2 x 6.5 ft individual connections, EPDM-insulated, covered with polyester wire mesh.

Insulating material made of EPDM, light, flexible, closed-cell, synthetic rubber; PVC and CFC-free. Flammability and smoke density: Self extinguishing according to ASTM D 635 and Class V0 according to UL-94. No embrittlement of copper and stainless steel tubes according to DIN 1988 Part 7; dimensions according to DIN 52 275-2. Long term thermal stability up to + 257 °F; short term up to + 347 °F (stagnation temperature of collectors). Characteristic value of thermal conductivity at + 104 °F (+ 40 °C), K-Value = 0.27 BTU·in./h·ft²· °F ($\lambda_{40^{\circ}\text{C}} = 0.039 \text{ W/mK}$), at + 75 °F (+24°C), K-Value = 0.25 BTU·in./h·ft²· °F ($\lambda_{24^{\circ}\text{C}} = 0.037 \text{ W/mK}$), at +32 °F (0 °C), K-Value = 0.23 BTU·in./h·ft²· °F ($\lambda_{0^{\circ}\text{C}} = 0.034 \text{ W/mK}$). Very good ozone resistance, UV-resistant.

The tubes are marked in order to avoid any confusion between flow/return.

FITTINGS
 from page 9 on


ORDER NO.	COMBI 5/8", MESH-JACKETING 6.5 FT	R-VALUE
18.558.935	Corrugated tube 5/8" (I.D. 0.64 in.) main tube 28.5 ft total length 35 ft	> 4
18.558.950	Corrugated tube 5/8" (I.D. 0.64 in.) main tube 43.5 ft total length 50 ft	> 4
18.558.980	Corrugated tube 5/8" (I.D. 0.64 in.) main tube 73.5 ft total length 80 ft	> 4
ORDER NO.	COMBI 3/4", MESH-JACKETING 6.5 FT	R-VALUE
18.534.935	Corrugated tube 3/4" (I.D. 0.80 in.) main tube 28.5 ft total length 35 ft	> 4
18.534.950	Corrugated tube 3/4" (I.D. 0.80 in.) main tube 43.5 ft total length 50 ft	> 4
18.534.980	Corrugated tube 3/4" (I.D. 0.80 in.) main tube 73.5 ft total length 80 ft	> 4

Due to production procedures a maximum deviation of 1-2% in the tube lengths is possible.

AEROLINE mounting materials

Packing unit with 4 oval clips, M8x80 stair bolts and S10 plugs each

9.904.004 Size 1 - for COMBI 5/8"
 9.906.004 Size 2 - for COMBI 3/4"




AEROLINE TUBE SYSTEMS | D-89081 Ulm | Im Lehrer Feld 30 | www.tubesystems.com


AEROLINE® COMBI SPLIT R6/PRO
AEROLINE®
 TUBE SYSTEMS
 B A U M A N N G M B H

AEROLINE® COMBI SPLIT R6/PRO

The integrated double-tube system for solar thermal systems (closed loop) with individual, optimally protected collector connections.

THE FLEXIBLE SOLUTION
 WITH EXTRA
 PROTECTION FOR OUTSIDE USE!



Integrated tube system, consisting of:

Insulating material made of EPDM, 2 x corrugated stainless steel tubes, polyolefine protective film, collector connection with polyester wire mesh jacket, UV-resistant and weather-proof, sensor cable AWG 18 (2 x 1.00 mm²) UL 600 V.

Thermal protection: Thermal loss of the main tube corresponds to that of two individually-laid pipes complete with 1" thick thermal insulation. The characteristic value of thermal conductivity at + 104 °F, K-Value = 0.27 BTU·in./h·ft²·°F, at + 75 °F, K-Value = 0.25 BTU·in./h·ft²·°F, at + 32 °F, K-Value = 0.23 BTU·in./h·ft²·°F.

Stainless steel corrugated tube: Material no.: AISI 316L with a temperature range of - 454 °F to + 1112 °F. Recommended pressure at +392 °F 5/8"/159 psi; 3/4"/159 psi. Bursting pressure 5/8" / 3/4" higher 478 psi.

Collector connections: M2 x 6.5 ft individual connections, EPDM-insulated, covered with polyester wire mesh.

Insulating material made of EPDM, light, flexible, closed-cell, synthetic rubber; PVC and CFC-free. Flammability and smoke density: Self extinguishing according to ASTM D 635 and Class V0 according to UL-94. No embrittlement of copper and stainless steel tubes according to DIN 1988 Part 7; dimensions according to DIN 52 275-2. Long term thermal stability up to + 257 °F; short term up to + 347 °F (stagnation temperature of collectors). Characteristic value of thermal conductivity at + 104 °F (+ 40 °C), K-Value = 0.27 BTU·in./h·ft²·°F ($\lambda_{40^{\circ}\text{C}} = 0.039 \text{ W/mK}$), at + 75 °F (+24°C), K-Value = 0.25 BTU·in./h·ft²·°F ($\lambda_{24^{\circ}\text{C}} = 0.037 \text{ W/mK}$), at +32 °F (0 °C), K-Value = 0.23 BTU·in./h·ft²·°F ($\lambda_{0^{\circ}\text{C}} = 0.034 \text{ W/mK}$). Very good ozone resistance, UV-resistant.

The tubes are marked in order to avoid any confusion between flow/return.

FITTINGS
 from page 9 on


ORDER NO.	COMBI 5/8", MESH-JACKETING 6.5 FT			R-VALUE
18.258.935	Corrugated tube 5/8" (I.D. 0.64 in.)	main tube 28.5 ft	total length 35 ft	> 6
18.258.950	Corrugated tube 5/8" (I.D. 0.64 in.)	main tube 43.5 ft	total length 50 ft	> 6
18.258.980	Corrugated tube 5/8" (I.D. 0.64 in.)	main tube 73.5 ft	total length 80 ft	> 6
ORDER NO.	COMBI 3/4", MESH-JACKETING 6.5 FT			R-VALUE
18.234.935	Corrugated tube 3/4" (I.D. 0.80 in.)	main tube 28.5 ft	total length 35 ft	> 6
18.234.950	Corrugated tube 3/4" (I.D. 0.80 in.)	main tube 43.5 ft	total length 50 ft	> 6
18.234.980	Corrugated tube 3/4" (I.D. 0.80 in.)	main tube 73.5 ft	total length 80 ft	> 6

Due to production procedures a maximum deviation of 1-2% in the tube lengths is possible.

AEROLINE mounting materials

Packing unit with 4 oval clips, M8x80 stair bolts and S10 plugs each

9.906.004 Size 2 - for COMBI 5/8"
 9.905.004 Size 3 - for COMBI 3/4"




AEROLINE TUBE SYSTEMS | D-89081 Ulm | Im Lehrer Feld 30 | www.tubesystems.com


AERORAPID® CLASSIC
AEROLINE®

 TUBE SYSTEMS
 B A U M A N N G M B H

AERORAPID® Insulated corrugated stainless steel tubes

Connection system for solar thermal systems (closed loop)

 WITH POLYOLEFINE
 PROTECTIVE FILM!


Integrated tube system, consisting of:

Insulating material, made of EPDM, protected with polyolefine protective film. Corrugated stainless steel tube.

Corrugated stainless steel tube:

Material no.: AISI 316L with a temperature range of - 454 °F to + 1112 °F. Recommended pressure at +392 °F 5/8"/159 psi; 3/4"/159 psi. Bursting pressure 5/8" / 3/4" higher 478 psi.

Insulating material made of EPDM, light, flexible, closed-cell, synthetic rubber; PVC and CFC-free. Flammability and smoke density: Self extinguishing according to ASTM D 635 and Class V0 according to UL-94. No embrittlement of copper and stainless steel tubes according to DIN 1988 Part 7; dimensions according to DIN 52 275-2. Long term thermal stability up to + 257 °F; short term up to + 347 °F (stagnation temperature of collectors). Characteristic value of thermal conductivity at + 104 °F (+ 40 °C), K-Value = 0.27 BTU·in./h·ft²· °F ($\lambda_{40^{\circ}\text{C}} = 0.039 \text{ W/mK}$), at + 75 °F (+24°C), K-Value = 0.25 BTU·in./h·ft²· °F ($\lambda_{24^{\circ}\text{C}} = 0.037 \text{ W/mK}$), at +32 °F (0 °C), K-Value = 0.23 BTU·in./h·ft²· °F ($\lambda_{0^{\circ}\text{C}} = 0.034 \text{ W/mK}$). Very good ozone resistance, UV-resistant.

FITTINGS

from page 9 on


ORDER NO.	TUBE DIMENSIONS, LENGTH	THICKNESS	R-VALUE
18.158.250	Corrugated tube 5/8" (I.D. 0.64 in.) Length 50 ft	Insulation 1"	> 6
18.158.280	Corrugated tube 5/8" (I.D. 0.64 in.) Length 80 ft	Insulation 1"	> 6
18.158.216	Corrugated tube 5/8" (I.D. 0.64 in.) Length 160 ft	Insulation 1"	> 6
18.134.250	Corrugated tube 3/4" (I.D. 0.64 in.) Length 50 ft	Insulation 1"	> 6
18.134.280	Corrugated tube 3/4" (I.D. 0.64 in.) Length 80 ft	Insulation 1"	> 6
18.134.216	Corrugated tube 3/4" (I.D. 0.64 in.) Length 160 ft	Insulation 1"	> 6
18.101.250	Corrugated tube 1" (I.D. 0.64 in.) Length 50 ft	Insulation 1"	> 6
18.101.280	Corrugated tube 1" (I.D. 0.64 in.) Length 80 ft	Insulation 1"	> 6
18.101.216	Corrugated tube 1" (I.D. 0.64 in.) Length 160 ft	Insulation 1"	> 6

Due to production procedures a maximum deviation of 1-2% in the tube lengths is possible.

AEROLINE mounting materials

Packing unit with 4 clips, M8x80 stair bolts and S10 plugs each

- 6.367.071 Mounting materials for 5/8"
- 6.369.078 Mounting materials for 3/4"
- 6.367.071 Mounting materials for 1"




AEROLINE TUBE SYSTEMS | D-89081 Ulm | Im Lehrer Feld 30 | www.tubesystems.com


AERORAPID® PRO
AEROLINE®
 TUBE SYSTEMS
 B A U M A N N G M B H

AERORAPID® Insulated corrugated stainless steel tubes

Connection system for solar thermal systems (closed loop)

WITH PRO-PROTECTION -
 IDEAL FOR ———
 OUTDOOR USE!



Integrated tube system, consisting of:

Insulating material, made of EPDM, protected with polyester wire mesh. Corrugated stainless steel tube.

Corrugated stainless steel tube:

Material no.: AISI 316L with a temperature range of - 454 °F to + 1112 °F. Recommended pressure at +392 °F 5/8"/159 psi; 3/4"/159 psi. Bursting pressure 5/8" / 3/4" higher 478 psi.

Insulating material made of EPDM, light, flexible, closed-cell, synthetic rubber; PVC and CFC-free. Flammability and smoke density: Self extinguishing according to ASTM D 635 and Class V0 according to UL-94. No embrittlement of copper and stainless steel tubes according to DIN 1988 Part 7; dimensions according to DIN 52 275-2. Long term thermal stability up to + 257 °F; short term up to + 347 °F (stagnation temperature of collectors). Characteristic value of thermal conductivity at + 104 °F (+ 40 °C), K-Value = 0.27 BTU·in./h·ft²· °F ($\lambda_{40^{\circ}\text{C}} = 0.039 \text{ W/mK}$), at + 75 °F (+24°C), K-Value = 0.25 BTU·in./h·ft²· °F ($\lambda_{24^{\circ}\text{C}} = 0.037 \text{ W/mK}$), at +32 °F (0 °C), K-Value = 0.23 BTU·in./h·ft²· °F ($\lambda_{0^{\circ}\text{C}} = 0.034 \text{ W/mK}$). Very good ozone resistance, UV-resistant.

FITTINGS
 from page 9 on


ORDER NO.	TUBE DIMENSIONS, LENGTH	THICKNESS	R-VALUE
18.158.150	Corrugated tube 5/8" (I.D. 0.64 in.) Length 50 ft	Insulation 1"	> 6
18.134.150	Corrugated tube 3/4" (I.D. 0.80 in.) Length 50 ft	Insulation 1"	> 6

Due to production procedures a maximum deviation of 1-2% in the tube lengths is possible.

AEROLINE mounting materials

Packing unit with 4 clips, M8x80 stair bolts and S10 plugs each

6.367.071 Mounting materials for 5/8"
 6.369.078 Mounting materials for 3/4"



AEROLINE TUBE SYSTEMS | D-89081 Ulm | Im Lehrer Feld 30 | www.tubesystems.com



AEROLINE[®]
TUBE SYSTEMS
B A U M A N N G M B H

isiclick[®] Connecting system for corrugated stainless steel tubes

For the connections of solar thermal systems (closed loop)



isiclick corrugated stainless steel tube connections:

Metal-to-metal sealing system, to apply without special tools, defined stop prevents overwinding.

Being prepared for all situations with a larger choice of isiclick connections:

- suitable for most solar pumps

Connection system for solar installations in combination with

AEROLINE[®] INOX SPLIT .AEROLINE[®] COMBI .AERORAPID[®] .AERORAPID[®] PRO

ORDER NO.	ISICLICK TO MALE THREAD	
4.108.116	isiclick 5/8" x male thread 3/4" NPT	
4.108.020	isiclick 3/4" x male thread 3/4" NPT	
4.108.125	isiclick 1" x male thread 1" NPT	
4.008.016	isiclick 5/8" x male thread 1/2" BSP	
4.008.116	isiclick 5/8" x male thread 3/4" BSP	
4.011.016	isiclick 5/8" x male thread 1" BSP	
4.008.020	isiclick 3/4" x male thread 3/4" BSP	
4.011.020	isiclick 3/4" x male thread 1" BSP	
4.011.025	isiclick 1" x male thread 1" BSP	

ORDER NO.	ISICLICK TO FEMALE THREAD	
4.107.120	isiclick 3/4" x female thread 3/4" NPT	
4.107.116	isiclick 5/8" x female thread 3/4" NPT	
4.007.016	isiclick 5/8" x female thread 1/2" BSP	
4.007.116	isiclick 5/8" x female thread 3/4" BSP	
4.010.016	isiclick 5/8" x female thread 1" BSP	
4.007.020	isiclick 3/4" x female thread 3/4" BSP	
4.010.020	isiclick 3/4" x female thread 1" BSP	
4.010.025	isiclick 1" x female thread 1" BSP	

ORDER NO.	ISICLICK TO ISICLICK (CORRUGATED TUBE COUPLING)	
4.009.016	isiclick 5/8" x isiclick 5/8"	
4.009.020	isiclick 3/4" x isiclick 3/4"	
4.009.025	isiclick 1" x isiclick 1"	

AEROLINE TUBE SYSTEMS | D-89081 Ulm | Im Lehrer Feld 30 | www.tubesystems.com

Prices and articles – Subject to change



isiclick®

AEROLINE®TUBE SYSTEMS
BAUMANN GMBH

isiclick® Connecting system for corrugated stainless steel tubes

For the connections of solar thermal systems (closed loop)

isiclick corrugated stainless steel tube connections:

Metal-to-metal sealing system, to apply without special tools, defined stop prevents overwinding.

Being prepared for all situations with a larger choice of isiclick connections:

- suitable for most solar pumps

Connection system for solar installations in combination with

AEROLINE® INOX SPLIT .AEROLINE® COMBI .AERORAPID® .AERORAPID® PRO



ORDER NO. | ISICLICK TO PIPE END

4.015.216	isiclick 5/8" x pipe end 5/8" OD
4.118.116	isiclick 5/8" x pipe end 3/4" OD
4.122.116	isiclick 5/8" x pipe end 7/8" OD
4.118.120	isiclick 3/4" x pipe end 3/4" OD
4.122.120	isiclick 3/4" x pipe end 7/8" OD
4.022.116	isiclick 5/8" x pipe end 22 mm
4.022.120	isiclick 3/4" x pipe end 22 mm
4.022.125	isiclick 1" x pipe end 22 mm



ORDER NO. | ISICLICK TO COMPRESSION

4.006.016	isiclick 5/8" x compression Ø 18 mm
4.006.116	isiclick 5/8" x compression Ø 22 mm
4.006.020	isiclick 3/4" x compression Ø 22 mm
4.006.025	isiclick 1" x compression Ø 22 mm
4.106.216	isiclick 5/8" x compression 7/8" O.D.
4.106.220	isiclick 3/4" x compression 7/8" O.D.
4.106.316	isiclick 5/8" x compression 5/8" O.D.
4.106.320	isiclick 3/4" x compression 5/8" O.D.



ORDER NO. | REDUCING RING

4.018.012	reducing ring, single piece 18 x 12 mm
4.018.015	reducing ring, single piece 18 x 15 mm



ORDER NO. | ISICLICK TEE

4.017.316	isiclick Tee 5/8" x 5/8" x 5/8"
4.017.320	isiclick Tee 3/4" x 3/4" x 3/4"
4.162.016	isiclick Tee 5/8" x 5/8" x 3/4"



ORDER NO. | ADAPTER -PIPE END

4.001.428	Adapter 5/4" male - pipe end 1 1/8" OD
4.001.419	Adapter 5/4" male - pipe end 3/4" OD



AEROLINE TUBE SYSTEMS | D-89081 Ulm | Im Lehrer Feld 30 | www.tubesystems.com



COPPER ACCESSORIES

AEROLINE[®]
TUBE SYSTEMS
B A U M A N N G M B H

Brass fittings for solder-free connections:

Compression ring connections for
solar thermal systems (closed loop)

Connections to compression fittings



ORDER NO.	COMPRESSION RING TO MALE THREAD
18.905.012	Compression ring 1/2" OD x male thread 3/4" NPT
18.905.015	Compression ring 5/8" OD x male thread 3/4" NPT
18.905.018	Compression ring 3/4" OD x male thread 3/4" NPT
ORDER NO.	COMPRESSION RING TO FEMALE THREAD
18.906.022	Compression ring 7/8" (OD) x female thread 3/4" NPT
18.906.015	Compression ring 5/8" (OD) x female thread 3/4" NPT
ORDER NO.	DOUBLE NIPPLE
18.005.016	Double nipple 3/4" BSP x male thread 3/4" NPT for DN 16
18.005.020	Double nipple 1" BSP x male thread 1" NPT for DN 20
18.005.025	Double nipple 1 1/4" BSP x male thread 1 1/4" NPT for DN 25
ORDER NO.	REDUCER ONE PIECE
18.918.412	Reducer one piece 18 mm x 1/2" OD
18.918.458	Reducer one piece 18 mm x 5/8" OD
18.922.315	Reducer one piece 22 mm x 5/8" OD
ORDER NO.	REDUCED THREADED CONNECTION
18.000.002	Threaded connection reducer 1" NPT x male thread 3/4" NPT
ORDER NO.	THREADED CONNECTION
18.000.000	Threaded connection female thread 3/4" NPT x compression ring angle 5/8" OD

